



Maximize ROI, Save Time,  
Enjoy Peace & Confidence on EHS front

# SAFE

## The EHS Management Solutions

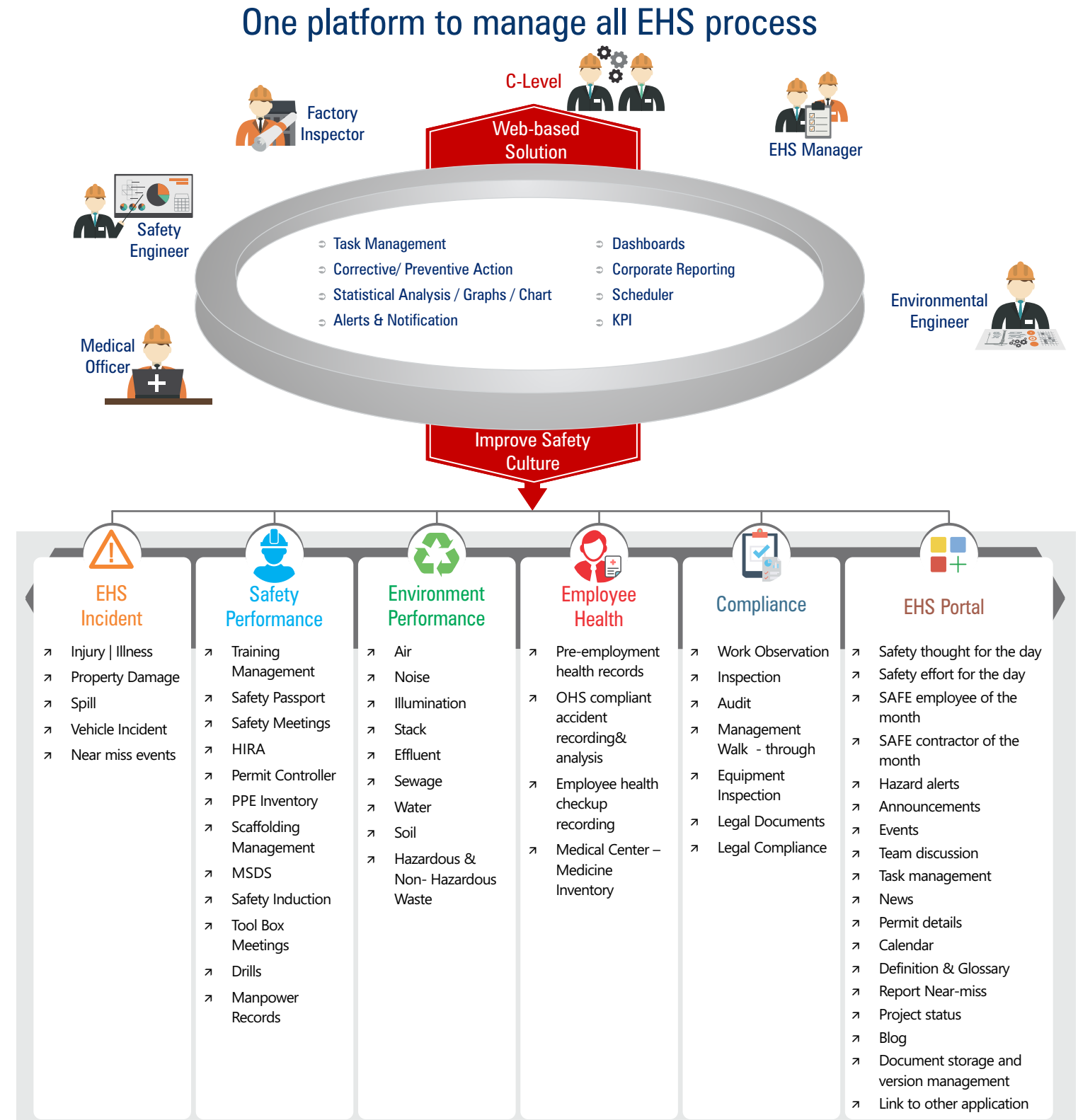
- Are you finding it difficult to manage Accident/Incident History?
- Do you wish to analyze your Accident/Incident records to generate reports indicating trends?
- Do you find it difficult to keep track of your Inspections & Audits?
- Do you have any difficulty to keep track of renewal of legal documents and want to save time in creating legal compliance reports?
- Do you have any difficulty in planning and tracking EHS Training records?
- Are you fed up of managing sample data to comply with Environment norms?
- Do you have any difficulty in tracking corrective action?
- Is your time wasted in designing cumbersome excel files, charts and cumulative reports?
- Are you finding it difficult to manage your schedules?
- Do you want to manage Inventory of your PPE, Medical center medicines?

**If, your answer to all or any one of the above questions is YES, then your solution is - SAFE**

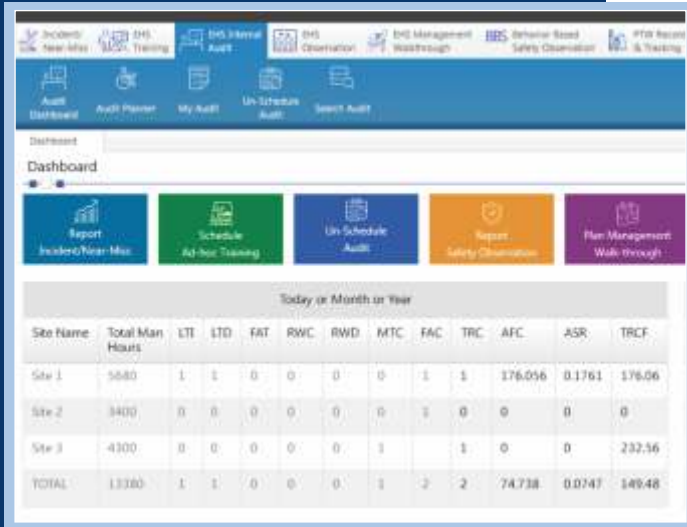
**SAFE** The EHS Management Solutions

SAFE is a web based application, designed to provide flexible solutions, for your organization to manage EHS. It provides prompt solutions to derive continual improvement in EHS performance with a user friendly interface.

The Software offers various options to suit the unique demands of your organization. Whether you're managing a small business, a large corporation, or are at the helm of a multinational, SAFE can be tailored to suit your requirements. The solution is very effective especially for small organizations, as, you can select modules that suit your requirements. Similarly, larger, more complex corporations, can enjoy the synergistic benefits of using a wider range of EHS modules across a number of locations.



## Domain Features



### 01 Record, analyze and report EHS Incidents, Injuries and Near-Miss, Accessible Anywhere Anytime

- Comprehensive form for incident reporting system and near miss reporting
- Incident/near-miss notifications
- KPIs like AFR, TRCF, Severity Rate and many more
- Identify root causes, corrective and preventive action (immediate, specific to incident, similar issue on-site and management system)
- Track implementation of CAPA system
- Statistical analysis with near miss reporting system
- Detailed accident incident report

### 02 Identify need of training based on skill sets

- Plan and track training requirements
- Manage EHS training program & employee(s) training portfolio
- View training portfolio
- Training need identification report
- Training content versioning

### 03 Audit & Inspection Management

- Help to evaluate, review and ensure execution of performance and effectiveness of organization's management system and implementation of EHS standards.
- Audit Planner
- Store EHS internal audit plan, data and results in central location
- Evaluate, review & ensure performance and EHS standards
- KPIs that helps analyze audit activities in the organization
- Track Non-Conformities (NCs) of conducted Audit
- Define & track CAPA against Non-Conformities

### 04 Plan & schedule BBS observation and track status of Safe and Unsafe BBS observations

- Behavior based safety checklist
- BBS observation planner
- Analysis on Safe vs. Unsafe observation(s)
- Define tasks against unsafe / non-compliant observation
- Track tasks till its closure
- Email notifications for BBS workflow
- Dashboard with KPIs and analytical graphs
- BBS reports

### 05 Schedule, Conduct & Assign corrective preventive action of walkthrough

- Schedule, manage and conduct site walkthrough(s)
- Record recommendation and identify corrective & preventive action against individual observation
- Track the status of task completion
- Walkthrough reports
- Graphical data of walkthrough observations

### 06 Manage, organize, view and search EHS meetings in an organization

- Dashboard with meeting schedules along with attendees details
- Conduct meetings with details like agenda, action items, responsible person and completion targets
- Minutes of Meeting (MOM) printing
- Carry forward pending action items to next meeting
- Search meetings by providing advance filter criteria

### 07 EHS Observation Management

- EHS observation categorization
- Identify, assign, track and review corrective & preventive action
- Status and email intimations
- Analytical and KPI graphs
- Search engine of observations

### 08 Comply with OSHA and Government regulations

- Achieve & exceed regulatory compliance for OSHA, OHSAS 18001 and Government regulations. Software prepares 300, 300A and 301 reports periodically

### 09 PTW Tracker

- Centralize data storage of permit records
- Permit master to manage multiple permit types
- Warnings and alerts on Permit suspension / extension / expiry
- Permit register

### 10 Register of EHS Regulations

- Manage your safety observation(s) and all regulatory documents to a centralized repository
- Escalation notifications to remind critical dates
- Current status of validity of regulation documents
- Structured document storage

### 11 Task management and Notifications

- Automate the process of generating reports for overdue tasks and alerting employees with notifications by escalating the email to individual employees, workgroups or departments

### 12 Manage & Evaluate Organization's Safety Performance

- Record total man hours/days, and every performance activities in various featured modules which also facilitates interrelation to get best advantage of analysis
- Record and monitor counts Induction, Toolbox, Drills and Manpower.

### 13 Key Performance Indicators (KPI)


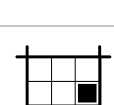

- Get an instant view of EHS Performance of your organization depending upon the preset indicators decided on the basis of goal, At glance, see which area of activities require more attention considering analysis on Accident/Incident/Near-miss, Trainings, Audit results, EHS Observations, BBS Observations, Management walkthrough etc.


### 14 Real time Reporting

- Track status and results in just few clicks with Graphical presentation, All the modules are facilitated with Graphical Representation (Charts, Graphs) based on various criteria's to display KEY data in easy and analytical way, Get statistical/analytical data combining all the modules to have holistic understanding of safety performance

### 15 Reward and violation scoreboard for employee, contractor and project site

## System Tools & Functionalities

	<p><b>Web based solution</b> Internet/Intranet based secure application, Runs at single/multiple location(s) as per hierarchy of organization</p>
	<p><b>User friendly interface</b> User friendly interface to operate, optimize data entry, quickly access reports &amp; graphs and provide easy navigation among system components</p>
	<p><b>Interactive dashboards</b> Use preformatted and custom charts, graphs and scorecards on personalized dashboards for at-a-glance insights on all aspects of business performance</p>
	<p><b>Message center</b> Users can communicate with each other using message center; can declare announcements, news, notice as well as communicate safety thoughts, proverbs etc.</p>
	<p><b>Area map</b> Area wise display of safety performances</p>
	<p><b>Email alerts &amp; Notification</b> Set email alerts &amp; notifications for yourself and other responsible personnel; can pass any instruction on immediate basis via email/SMS</p>
	<p><b>Configurable quick links on dashboard</b> Personalize quick-links/navigation for each user</p>
	<p><b>Scheduler for various activities</b> Scheduler for all safety programs - Trainings, Audits, Inspections</p>

	<p><b>Search engine</b> Search information using various combinations of keywords in every module</p>
	<p><b>Graphical view of report</b> All the modules generate graphical view of reports (Charts, Graphs) to display KEY data in an easy and analytical way</p>
	<p><b>Analysis of interlinked data</b> Generates data by analyzing information from various modules</p>
	<p><b>External data file linking</b> Facilitate to attach external documents, images, flowcharts, graphs, data files in forms and reports to use as reference material</p>
	<p><b>Manage multiple plant data</b> Scalability to manage data of multiple plants, corporations can have a look of information pertaining to all plants</p>
	<p><b>Security</b> Limited access rights to Users/Work-groups. Limited access to files, documents, reports and more</p>
	<p><b>Support</b> Online real-time technical support; vast library of support documentation/material/interactive learning tools</p>
	<p><b>External system integration</b> Seamlessly import all legacy system data; Use our open APIs to easily integrate with existing ERP and other management systems</p>

SAFE makes managing EHS records easy. It gives you a single view of all that is going on in your organization and provides you with the tools to measure and improve your performance, your EHS standards. You can be confident that, you are doing the right things on the EHS front.

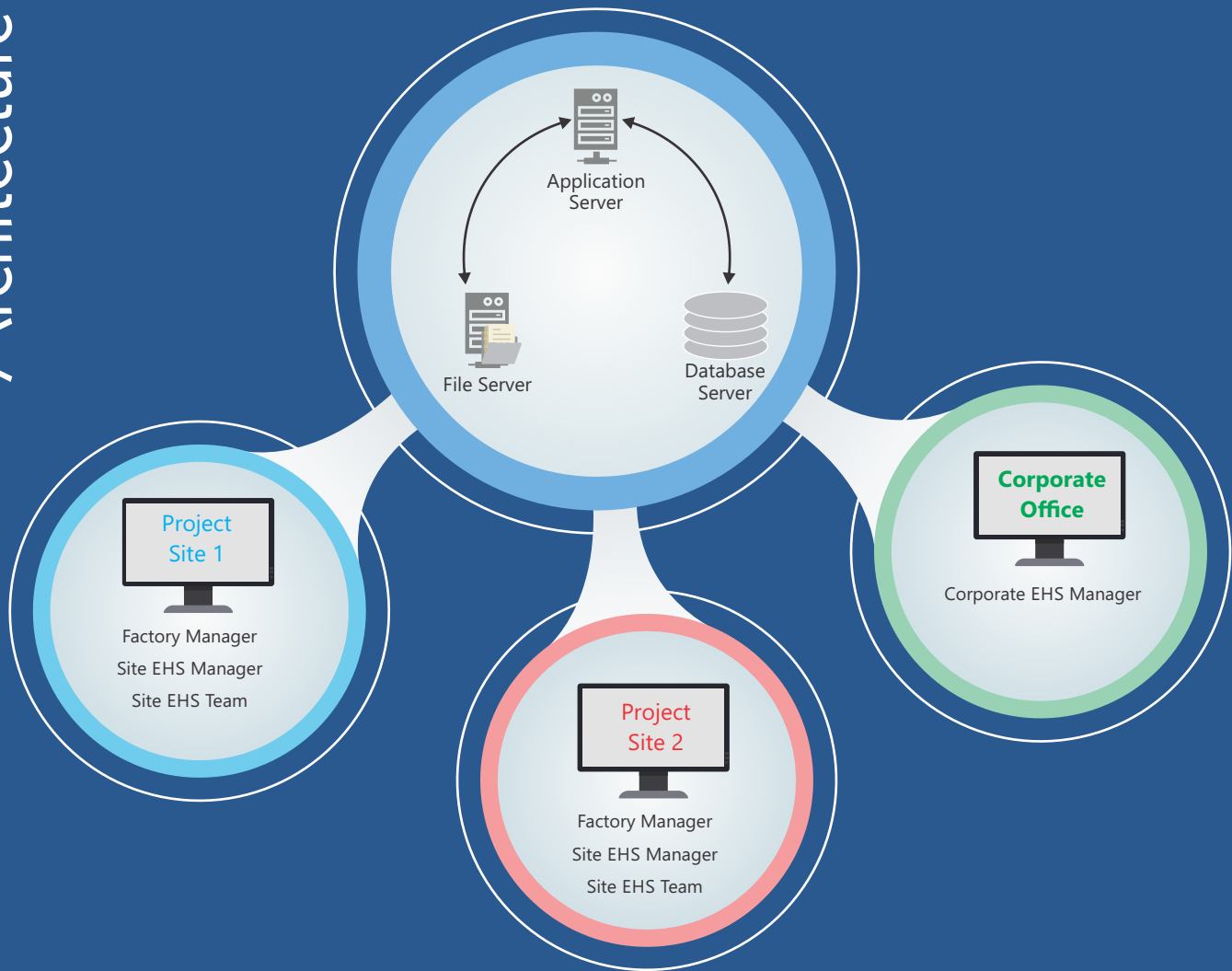
Advanced automatic solution to run system effectively

## Support

- Multilingual end-user's help document
- Data configuration help document
- Support team for data configuration
- Online & onsite trainings
- Train the trainer – trainings
- Regular update of bugs, security patches & technological advancements
- 24/7 email and telephonic support



# Architecture



## Technology & compatibility

- Web based solution built using HTML5
- Cross browser compatibility
- Responsive design for desktop and mobility devices
- Barcode / RFID / NFC integration
- Enterprise architecture with support of Load balancer
- On-premise and Cloud Deployment
- Apps for Android and iOS platforms

ISO 9001:2008, ISO 14001:2004 and OHSAS 18001:2007 Certified Company

## ASK-EHS Engineering & Consultants Pvt. Ltd.

Address: 214 to 217 | Luxuria Business Hub | Beside Dumas Resort | Dumas Road | Surat-395007 | (Gujarat) INDIA.

Call us on: +91 261 2724994 or Write us at: [info@ask-ehs.com](mailto:info@ask-ehs.com)